

# Release Notes X/P Messenger + Listener 4.3

---

Version: 36

Datum: 30-May-2023

## Copyright Notice

This document is the confidential and proprietary information of PONTON GmbH ("Confidential Information"). You shall not disclose such Confidential Information and shall use it only in accordance with the terms of the license agreement you entered into with PONTON GmbH.



## Table of Contents

1	Messenger changes .....	3
1.1	bugfixes.....	3
1.2	improvements .....	6
1.3	known issues.....	7
2	Listener changes .....	7
2.1	bugfixes.....	7
2.2	improvements .....	7
2.3	known issues.....	7
3	Downloads .....	8
3.1	Download links of Messenger version 4.3.....	8
3.2	Download links of Listener version 4.3.....	8
4	Migration .....	8
4.1	Updating a Messenger version 4.0.0 and later .....	8
4.2	Updating a Messenger version 3.7.0 - 3.11.x .....	8
4.3	Updating a Messenger version before 3.7.0 .....	9
4.4	Updating a Listener version 3.2.x - 4.3.0 .....	10

# Messenger changes

## 1.1 bugfixes

ID	Summary
PXP-3522	Database cleanup caused deadlock
PXP-3414	Proxy settings were not working for Partner Registry
PXP-3456	NullPointerException by reading the test flag from message envelope
PXP-3476	Archived files were not closed after calling 5the view message file
PXP-3480	GZIP was not supported value
PXP-3482	Maintenance period could not be set due to JSON parse error
PXP-3512	AS4 message could not be received when message timestamp had no timezone
PXP-3517	Create agreement dialog didn't have partners without visiting parter page first
PXP-3518	Raw message disappeared by resending of a failed message to partner without valid certificate due to blocked File xp-backup.dat
PXP-3547	Duplicate PartyIds were allowed
PXP-3549	Wrong time was used in GUI and Message Monitor
PXP-1802	Jetty Client did not always deliver correct HTTP result
PXP-2889	Receiver could not be selected in Test Adapter dropdown in the GUI in case there was only one agreement
PXP-3096	IP Address Data connection Selectbox contained invalid value
PXP-3130	WP Filter did not log errors when automatic profile installation was disabled on the receiver messenger
PXP-3352	FTP transfer to XP Listener did not work with absolute path
PXP-3397	Could not get agreement list in REST API, if a partner missing

ID	Summary
PXP-3398	Agreement was loaded, although a partner did not exist
PXP-3399	Partner registry select all checkbox ignored filters
PXP-3405	Nullpointer Exception when downloading certain partner from registry
PXP-3408	Error toast when trying to send a ping after creating an agreement with EDA/AS4 with expired partner certificate did not have close button
PXP-3412	Partner upload in Registry did not work when Messenger runs on Linux with system language english locale
PXP-3413	Time filter in Message filter used UTC Time Zone while Messages in Table used local Time Zone
PXP-3417	Hotfolder Config: Race condition triggered unwanted changes which resulted in showing unsaved changes dialog
PXP-3418	Email Notifications could not be saved and Message Events were not displayed
PXP-3419	Threadpool for sync reply tasks was filling up and new sync replies were rejected when Messenger could not process sync replies fast enough
PXP-3425	OriginalFilename was set to .xml.gz for compressed AS4 messages
PXP-3427	E-Mail Settings could not be saved
PXP-3429	HSTS-Header was missing when HTTPS-requests were sent from Messenger GUI
PXP-3442	Find messages service did lock the message table
PXP-3459	Sorting the list of partners by date only uses alphabetical sorting
PXP-3462	List of Message Events contained errors in description
PXP-3469	Partner registry table timestamps was not formatted and filterable
PXP-3477	When sending a zipped file and trying to download the payload the RAW payload had the wrong file extension
PXP-3483	The "Select all" button in the Message Monitor was not fixed and disappeared from view when scrolling down

ID	Summary
PXP-3509	Partner CA certificate Error toast did not show reason for error message for certificate install
PXP-3510	Certificate installation for a remote partner did not check CAs
PXP-3511	Certificate installation with p12 keystore did not install CAs
PXP-3519	NullPointerException during startup when an agreement was created and local partner profile was deleted in the filesystem
PXP-3523	When sender used the wrong certificate to encrypt a ebxml2 message the receiving Messenger showed two identical error messages
PXP-3524	Self-signed certificate could not be used for payload signing
PXP-3526	Resending of successful ebxml 2.0 message with correct configuration in Message Monitor did not work
PXP-3548	Original message was not shown by importing of a partner with existing PartyIds
PXP-3558	Exception on AS4 message reception
PXP-3560	Message-Monitor Detail pane was resetting position after using the scrollbar
PXP-3230	Partner List Table collapsed if display screen was too small
PXP-3411	Browser did not fetch updated files from Messenger after a version update due to cache
PXP-3571	Character encoding and line endings could not be changed back to "no change"
PXP-3572	Missing character encoding options for modify xml payload
PXP-3568	When saving Partner Agreement with a required field missing it was not clear in the error message which field is missing
PXP-3578	AdapterAccess used seconds instead of milliseconds for Adapter Processing Timeout
PXP-3490	A4 SoapFault was not recognized as a valid response
PXP-3567	Activation request was not send when Activation is already valid

ID	Summary
PXP-3581	Adapter API 2: Could not send messages under load
PXP-3585	Logged in at the GUI as non-admin user displays the remaining license activation days as -1 at the navigation bar
PXP-3188	ProcessingDirectives are not forwarded from Adapter to Messenger though the Adapter API 2

## 1.2 improvements

ID	Summary
PXP-3437	Updated patched artifact axis2-saaj to the latest version
PXP-3438	Updated patched artifact axiom-api to the latest version
PXP-3223	Updated to java 19
PXP-3422	Updated Angular and other front-end libs
PXP-3439	Replaced c3p0 with HikariCP
PXP-2886	Sticky toolbar across application so that action items remains on top of scroll-able area
PXP-3198	Progress-Spinner indicating "in progress" when large volume of Messages is retrived via filter function in Message Monitor
PXP-3199	Filter settings on Partner and Agreements pages are memorised when remaining in the same sub-menu pages
PXP-3209	Tooltips were added to filter fields under Further Attributes filter in Message Monitor to point out "Like" search
PXP-3433	Automatic user log-out when session is expired
PXP-3497	Multicast rules feature was added to Messenger allowing for sending duplicate messages to multiple recipients
PXP-3502	SBOM (Software Bill of Materials) was added

## 1.3 known issues

ID	Summary
PXP-3618	A <code>DateTimeParseException</code> ("Text 'Thu, 10 Nov 2022 14:47:42 GMT' could not be parsed") might occur, when partner is uploaded to registry and the Messenger runs on a host with a none English locale.

Workaround for PXP-3618:

- Add the following *SystemProperty as AdditionalParameter* (with the next number) in the wrapper.conf (see <PONTONXP\_INSTALL\_DIR>/launcher/conf/wrapper.conf), to ensure Messenger runs with English locale:

```
-Duser.language=en
```

e.g.

```
# Java Additional Parameters
wrapper.java.additional.1=-DPONTONXP_HOME=%PONTONXP_HOME%
wrapper.java.additional.2=-Djava.io.tmpdir=%PONTONXP_HOME%/temp
wrapper.java.additional.3=-Dmail.mime.multipart.bmparse=false
wrapper.java.additional.4=-Dnetworkaddress.cache.ttl=30
wrapper.java.additional.5=-
Djavax.net.ssl.trustStore=%XP_CONFIG_FOLDER%/keystore
wrapper.java.additional.6=-Djavax.net.ssl.trustStorePassword=randomPassword
wrapper.java.additional.7=-Dmessenger.name=%MESSENGER_NAME%
wrapper.java.additional.8=-DXP_CONFIG_FOLDER=%XP_CONFIG_FOLDER%
wrapper.java.additional.9=-Dsecurerandom.source=file:/dev/urandom
wrapper.java.additional.10=-Djava.security.egd=file:/dev/urandom
wrapper.java.additional.11=--add-opens=java.base/java.lang=ALL-UNNAMED
wrapper.java.additional.12=-Xmx%MAX_MEMORY%
wrapper.java.additional.13=-
Djava.util.logging.manager=org.apache.logging.log4j.jul.LogManager
wrapper.java.additional.14=-Duser.language=en
```

- Restart the Messenger

## 2 Listener changes

### 2.1 bugfixes

ID	Summary
PXP-3546	Listener Server CSR did not support EC brainpoolp256r1

### 2.2 improvements

ID	Summary

### 2.3 known issues

ID	Summary

## 3 Downloads

### 3.1 Download links of Messenger version 4.3

full distribution 4.3.0 with JRE 19.0.2 (Windows): <https://www.ponton.de/downloads/xp/4.3.0/PontonXP-Messenger-4.3.0-Windows.zip>

update patch from 3.7.0 to 4.3.0 including JRE 19.0.2 (Windows):

<https://www.ponton.de/downloads/xp/4.3.0/PontonXP-Messenger-4.3.0-Windows-patch.zip>

full distribution 4.3.0 with JRE 19.0.2 (Linux): <https://www.ponton.de/downloads/xp/4.3.0/PontonXP-Messenger-4.3.0-Linux.zip>

update patch from 3.7.0 to 4.3.0 including JRE 19.0.2 (Linux):

<https://www.ponton.de/downloads/xp/4.3.0/PontonXP-Messenger-4.3.0-Linux-patch.zip>


### 3.2 Download links of Listener version 4.3

full distribution 4.3.0 with JRE 19.0.2 (Windows): <https://www.ponton.de/downloads/xp/4.3.0/PontonXP-Listener-4.3.0-Windows.zip>


full distribution 4.3.0 with JRE 19.0.2 (Linux): <https://www.ponton.de/downloads/xp/4.3.0/PontonXP-Listener-4.3.0-Linux.zip>

## 4 Migration

### 4.1 Updating a Messenger version 4.0.0 and later

1. stop the Messenger
2. extract the patch zip file matching your operating system to the */update/* folder of the Messenger installation.
3. starting the Messenger will apply the patch to the installation.
4. Existing addon- and config-patches will remain unchanged and will continue to work, so no additional action is required.
5.  Please hard refresh your browser to clear the cache and download the new PONTON X/P GUI, e.g. for Windows as follows:
  - open the PONTON X/P GUI (default URL: <https://localhost:8443/>)
  - hold down *Ctrl* and press *F5*.

### 4.2 Updating a Messenger version 3.7.0 - 3.11.x

1.  if there is a config patch installed, make sure to install an updated config patch that is compatible with Messenger version 4.0.0 and later
2. stop the Messenger
3. edit the *server.xml* file from the config folder and search for

```
<Service>GUI</Service>
```

replace it with



```
<Service>REST</Service>
```

4. if there is a privateagreement.vm file in config/partneragreements/private folder and an EDA config path is installed

- a. move the file privateagreement.vm to config/agreementTemplates/EDA\_private.vm
- b. edit the EDA\_private.vm and replace

```
<PrivateCollaborationAgreement>
```

with

```
<PrivateCollaborationAgreement TemplateId="EDA">
```

- c. edit EDA\_private.vm and replace

```
${agreement.partner1}
```

with

```
${agreement.ownPartner.id}
```


- d. edit EDA\_private.vm and replace

```
${agreement.partner2}
```

with

```
${agreement.communicationPartner.id}
```

5. extract the patch zip file matching your operating system to the */update/* folder of the Messenger 3.x.x installation.
6. starting the Messenger will apply the patch to the installation.
7. Existing addon- and config-patches will remain unchanged and will continue to work, so no additional action is required.

 Please hard refresh your browser to clear the cache and download the new PONTON X/P GUI, e.g. for Windows as follows:

- open the PONTON X/P GUI (default URL: <https://localhost:8443/>)
- hold down *Ctrl* and press *F5*.

## 4.3 Updating a Messenger version before 3.7.0

Unfortunately there is no patch for older Messenger version.

The main reason for this is, that the patch mechanism has been reworked and therefore the patch files are not compatible.

However the configuration of old Messenger version is compatible and can be reused in the current version

A detailed guide for upgrading can be found here:

[https://www.ponton.de/downloads/xp/4.3.0/documents/MigrationGuide4\\_3\\_0.pdf](https://www.ponton.de/downloads/xp/4.3.0/documents/MigrationGuide4_3_0.pdf)

**Important**

If a Listener is used with the Messenger, then the Listener has to be updated as well, so that both versions are the same.

## 4.4 Updating a Listener version 3.2.x - 4.3.0

1. stop the Listener
2. create a backup copy of the current Listener folder
3. delete everything from the current Listener folder
4. extract the Listener distribution zip to the Listener folder
5. copy the config folder of the backup into the Listener folder (overwriting the default files)
6. start the Listener

PONTON GmbH  
Dorotheenstraße 64  
22301 Hamburg  
Germany

Web: <http://www.ponton.de>

LinkedIn <https://www.linkedin.com/company/ponton-consulting/>

